

Digital Denture Tooth Libraries

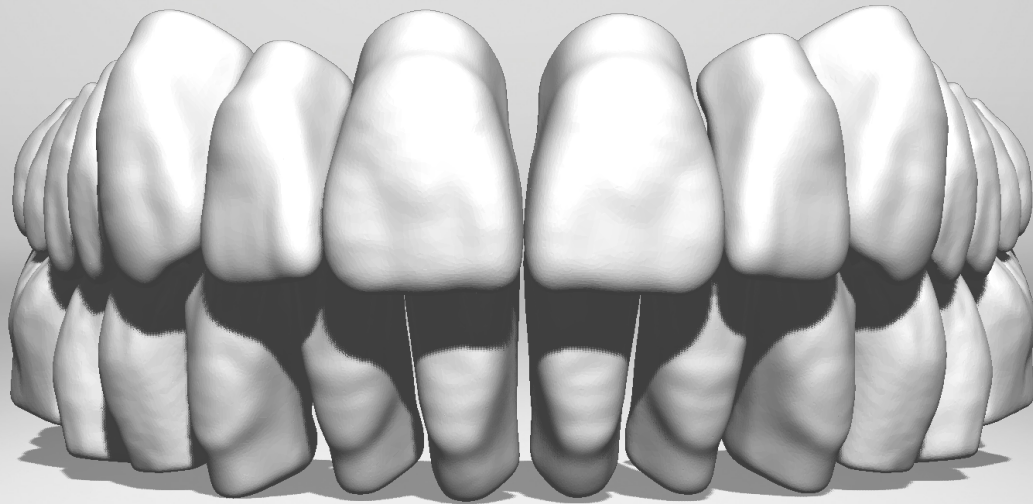
Mould Chart

For dental professionals and laboratories



Design with Confidence

It's **more than selecting a tooth** for a denture.



Each **smile you design makes a difference** for the doctor's practice and the patient's life.

- ▶ **Developed for Lucitone Digital IPN™, Lucitone Digital Value™, and DS Multilayer PMMA, the digital denture tooth libraries offer unmatched mould selections and esthetics each patient case demands.**
- ▶ **Digital denture tooth libraries you can rely on for perfect geometry to suit every case. Select moulds and face shapes clinicians know and trust, or design with stylistically detailed European moulds.**
- ▶ **Pre-occluded posterior set-ups accelerate design time and deliver precise outcomes.**

Dentsply Sirona's digital denture tooth libraries have been built following rigorous set-up standards by expert dental technicians in the United States and Germany. Reliability of function and precision of outcome is at the heart of each denture tooth library. Combined with the Lucitone Digital Print Denture™ System, these tooth libraries deliver dentures with the esthetics, durability, and function demanded by labs, doctors, and patients. Design with confidence.

Highly Characterized (HC) Digital Denture Tooth Libraries

Built for the 18 shades* of Dentsply Sirona's Lucitone Digital IPN™ 3D Premium Tooth resin, the HC libraries deliver the esthetic features lab technicians and dentists expect in premium denture teeth. Available in Digital HC Genios® and Digital HC Portrait® mould families.

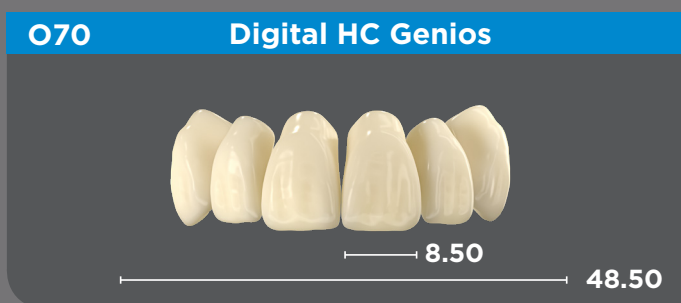


Denture teeth printed with the HC libraries utilize principles of light reflection and refraction that result in:

- Incredible incisal translucency
- Detailed vertical and horizontal surface details
- Mamelons
- Characterized incisal edges
- Appearance of shade blending

Standard Digital Genios and Digital Portrait libraries feature the most popular moulds, and are recommended for denture designs requiring smooth surfaces, with subtle anatomical features.

Digital Highly Characterized Genios



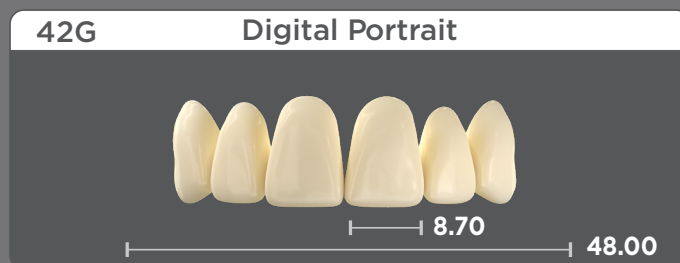
Digital Standard Genios



Digital Highly Characterized Portrait



Digital Standard Portrait



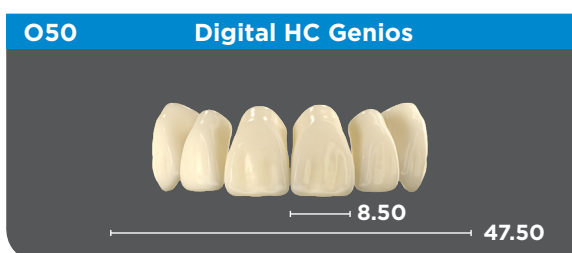
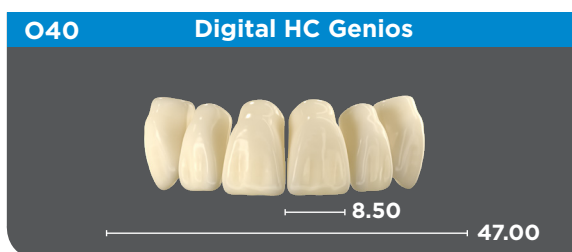
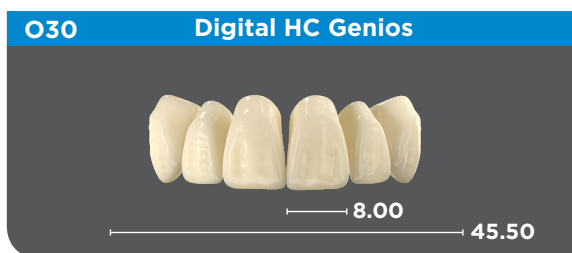
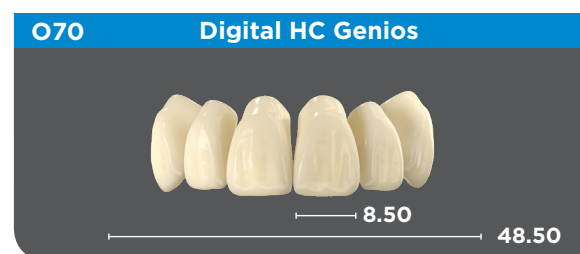
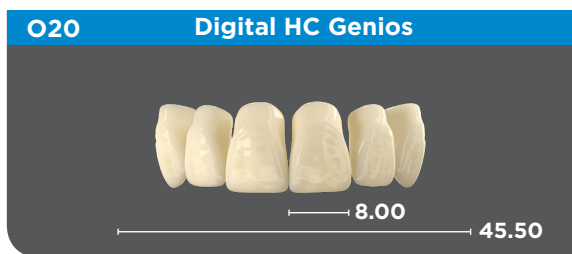
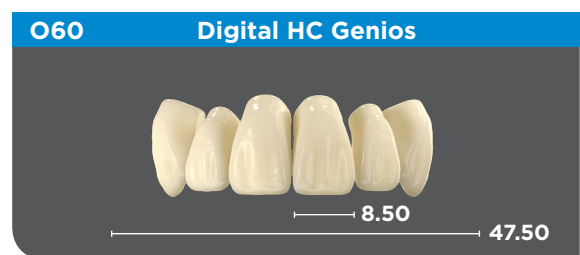
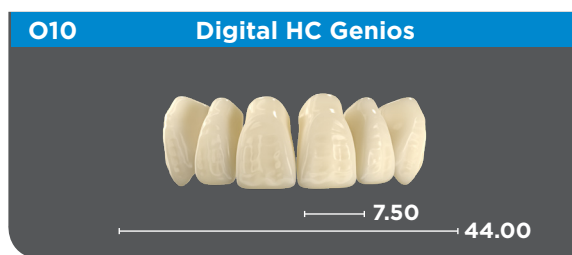
*8 shades available for Primeprint™ Solution.

Digital Genios®

Genios Denture Teeth are highly esthetic, highly individualized moulds for the patient that requires a distinctive European characterization. The palatal and lingual surfaces are characterized by voluminous contours, making it easy to use these teeth for combination restorations – for precision attachments as well as for telescope crowns. The broad neck reduces interdental spaces and facilitates a natural esthetic, with a textured labial surface for an impressive natural look.

All anterior moulds are available in either HC (shown below) or standard libraries.

Digital Genios Anterior Uppers



Digital Genios Anterior Lower



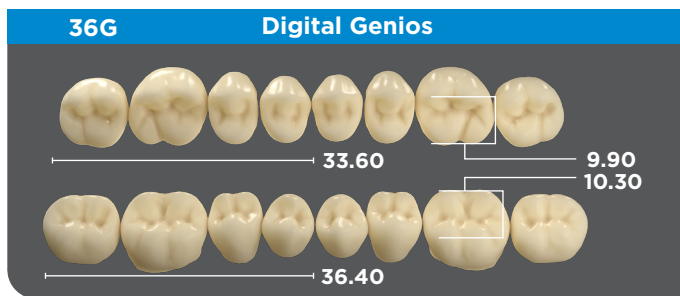
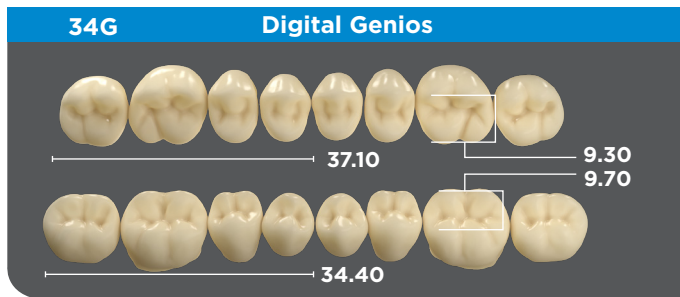
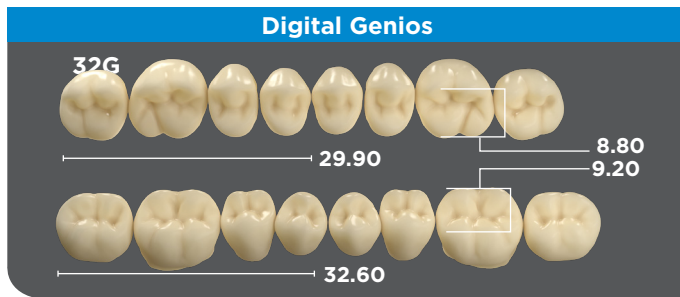
“The HC library esthetics are built from Dentsply Sirona’s decades of clinical expertise in both denture teeth and crown & bridge. When designing dentures with HC libraries, Dental Lab technicians can take confidence in knowing that they are providing their dentists and patients with finely-tuned, premium-level denture teeth esthetics.”

Yamen Chaban, Master Dental Technician
DS Education Specialist, Clinical Affairs
Hanau, DE

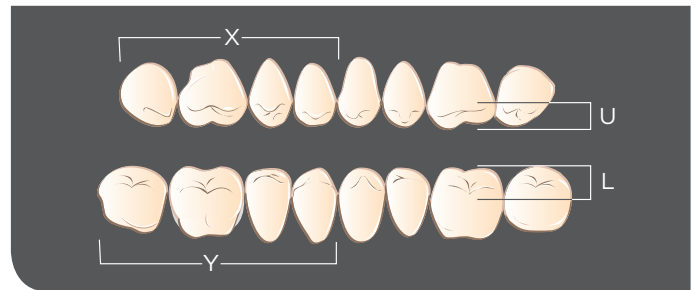
Digital Genios® G-Series Posterior Teeth

Fully detailed, fully anatomical posterior teeth. Ideal for use with completely edentulous patients. Designed in Germany by Master Dental Technician Markus Girardi, the Genios G-series occlusal surfaces are intended for natural condylar joint function, easily and efficiently moving through bilateral balance excursion paths.

- Only available digitally – Genios Posterior Moulds 32G, 34G, 36G
- Excellent movement through bilateral balanced excursion paths
- Esthetic denture teeth with anatomical occlusal designs
- Natural function
- Pre-occluded digital libraries minimize denture design time
- Use with full-over-full dentures, full-over-natural dentures.
- A good denture tooth solution for implant retained dentures



All dimensions in mm.



- X** = The average width of a 1x4 set of upper posteriors;
- Y** = the lower posteriors.
- U** = The average depth of the upper left first molar;
- L** = the lower left first molar.

ISO 22112: 2017. Reference printing/milling materials Instructions for Use (IFU).



“Each Digital Genios library has been esthetically set-up using optimal upper and lower anterior teeth combinations. You, as the denture designer, add the unique scaling, adjustments, and fine details to create a naturally perfect denture that restores the smile for each unique patient case.”

Udo Waniek, Master Dental Technician
DS Education Specialist, Clinical Affairs
Hanau, DE

Digital Portrait®

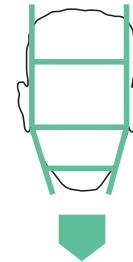
Portrait Denture Teeth are the versatile, consistent, and beautiful teeth for results you can believe in - with every case. Confidently design your denture cases with the satisfaction of knowing that Portrait denture teeth give the patient the very best with predictable function, performance, and lifelike esthetics. Select moulds to match each patient's age, facial anatomy, and personality. The diverse selection of anterior moulds and posterior occlusal angles make Portrait IPN an ideal tooth to accommodate each patient's unique needs.

All anterior moulds are available in either HC (shown below) or standard libraries.

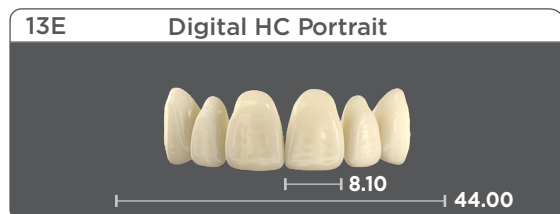
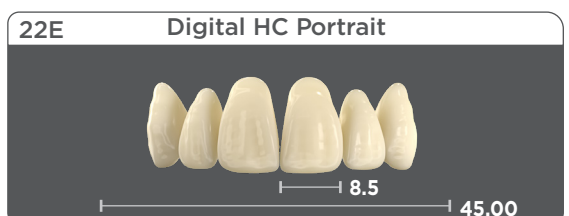
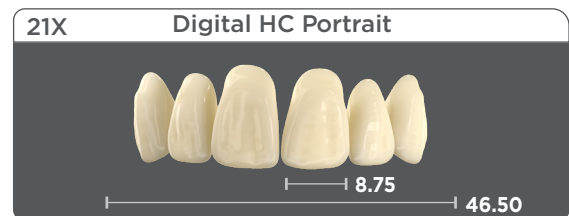
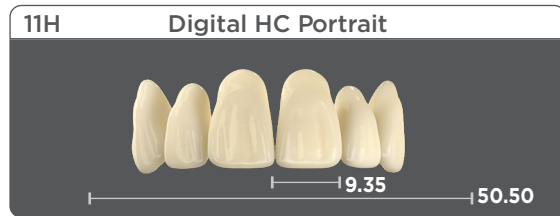
Digital Portrait Anterior Uppers



Square

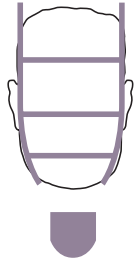


Square Tapering

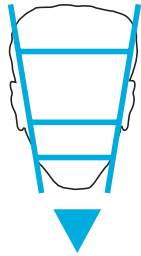
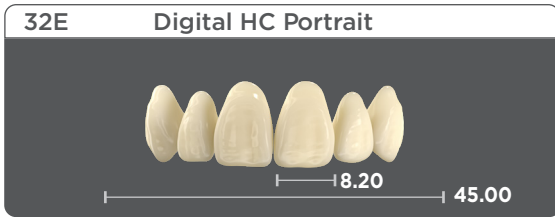


All dimensions in mm.

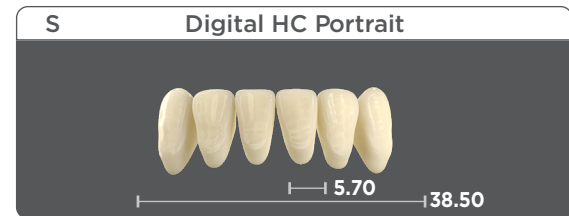
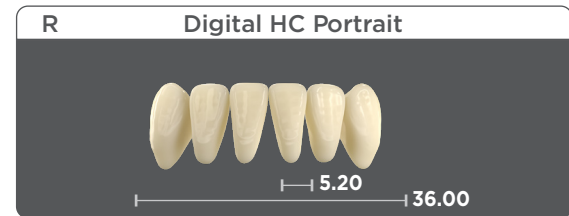
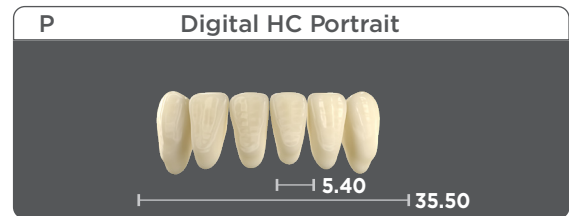
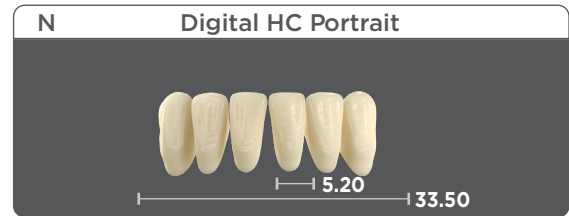
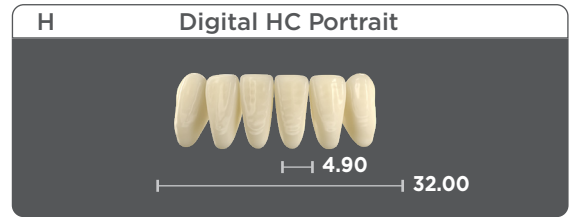
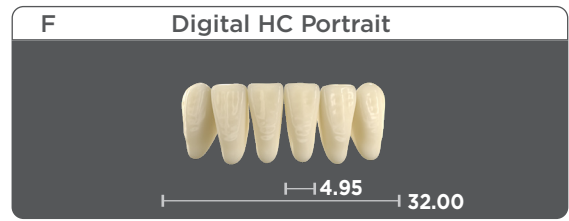
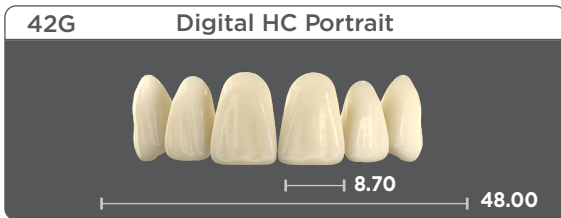
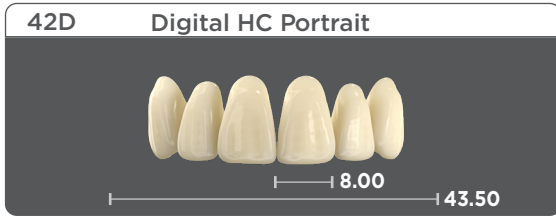
Digital Portrait® Anterior Lower



Square Ovoid



Tapering



All dimensions in mm.

Digital Portrait® Posterior Teeth

Digital Portrait Posterior Teeth are defined by naturally distinct cusps and sulci. The occlusal surfaces are available in both anatomical 33° and semi-anatomical 10° posterior denture teeth. Portrait libraries are pre-occluded in either bilateral balance or lingualized occlusion.



- 10° teeth have anatomically designed occlusal surfaces
- 33° teeth have been digitally adjusted to provide optimized fit
- Modified cusps create better, more natural interdigitation

- Anatomical cusps in the 10° teeth help maintain retention during chewing
- Use with full-over-full dentures, full-over-natural dentures.
- A good denture tooth solution for implant retained dentures

Digital Portrait 10° Semi-Anatomical Posterior Teeth

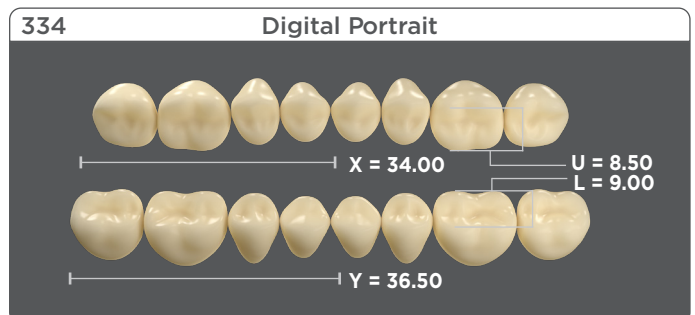
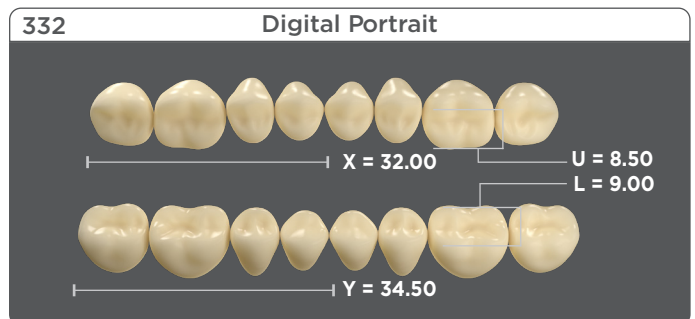
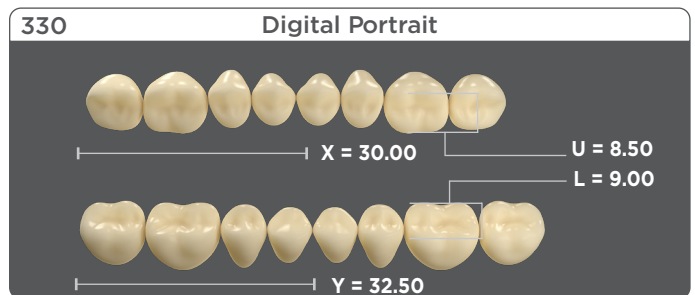
Provide the look of well-worn natural teeth. Shallow cusps minimize interference, yet provide a definite centric. In occlusion, the upper lingual cusps align to form an exceptionally efficient “lingual cutting knife.”



Mandibular First Molar
Buccal View

Digital Portrait Moulds: 330, 332, 334

1. Anatomically designed occlusal surface. Natural cusps and valleys.
2. Modified cusps create natural interdigitation.
3. Anatomical cusps help maintain retention during chewing.

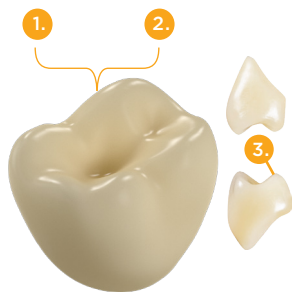


All dimensions in mm.



Digital Portrait® 33° Anatomical Posterior Teeth

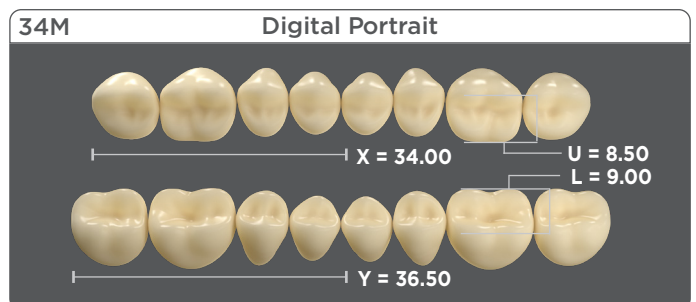
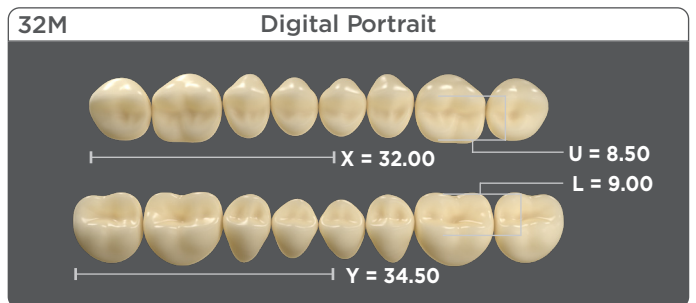
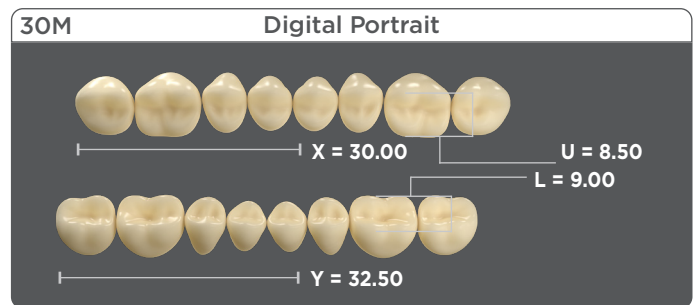
The natural anatomy of these teeth closely simulates that of fully formed natural teeth. The fully anatomical cusps and well-defined sulci contribute to a high degree of chewing efficiency.



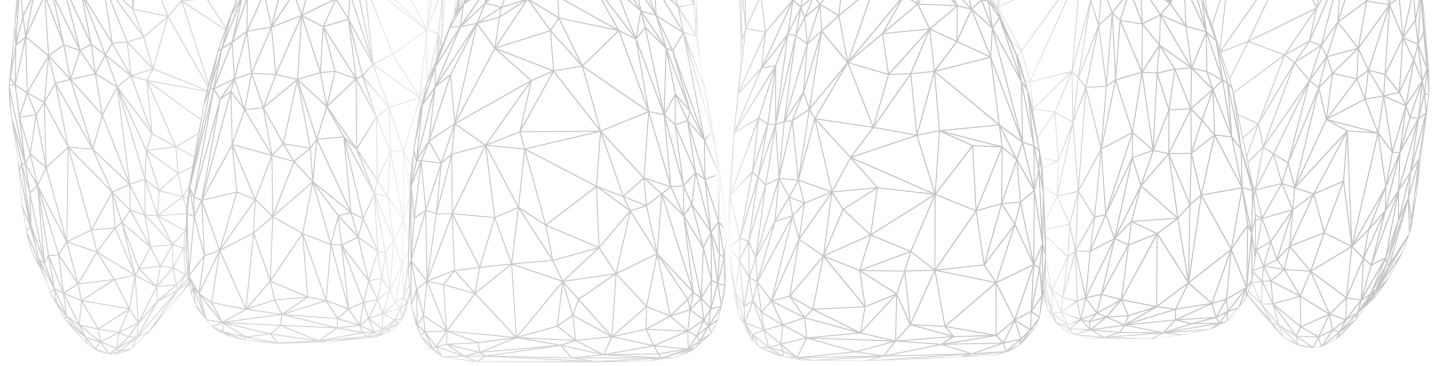
Mandibular First Molar
Buccal View

Digital Portrait Moulds: 30M, 32M, 34M

1. Digitally adjusted occlusal surface to provide better fit.
2. Deeper sulci are also visible.
3. Lower first premolar with an enhanced lingual cusp.



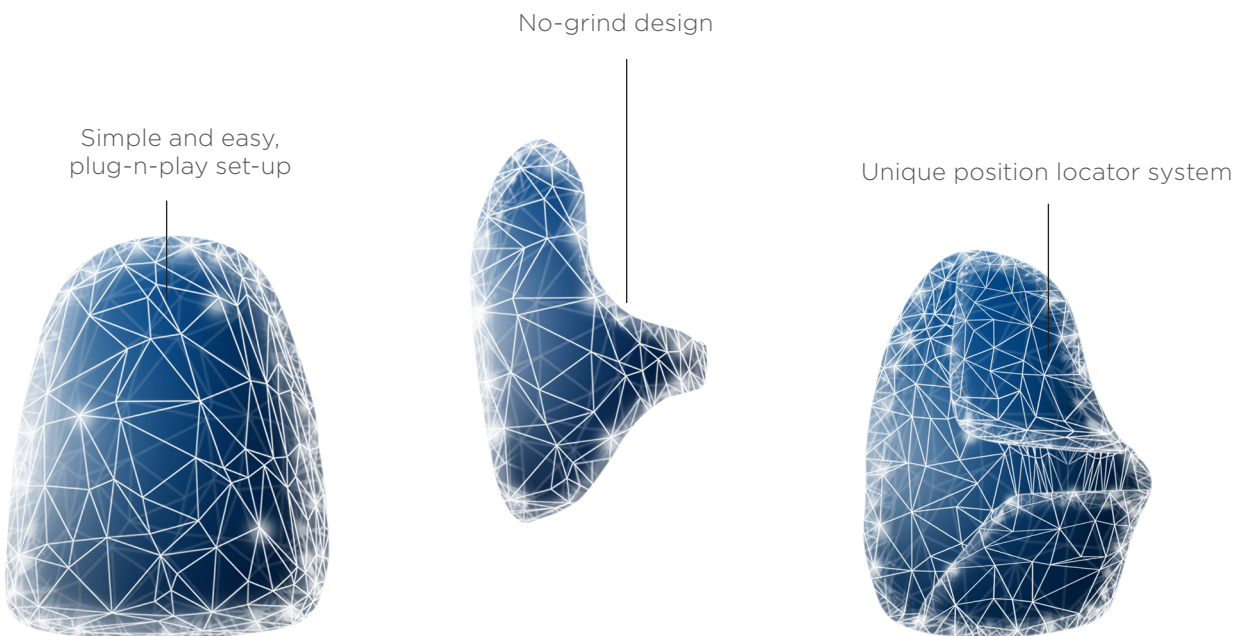
All dimensions in mm.



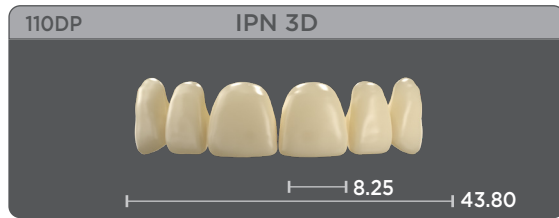
IPN 3D™ Digital Denture Teeth

IPN 3D Digital Denture Teeth bring technological advancement to the denture lab – transforming traditional, highly-esthetic manufactured teeth for a digital world. Distinctively designed for printed or milled appliances. The digital libraries have been optimized for designers to deliver digital accuracy.

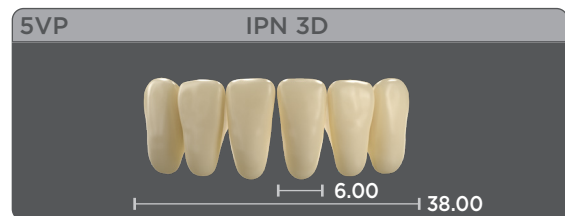
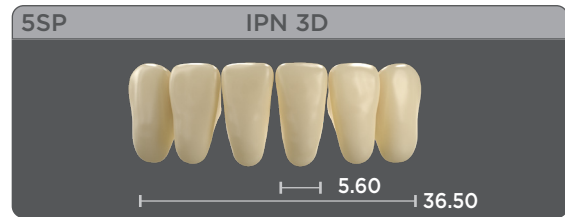
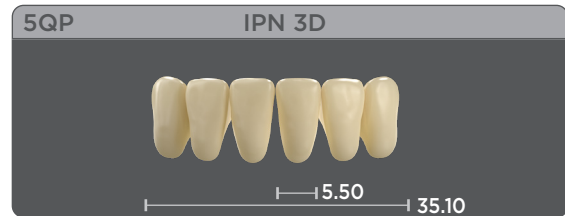
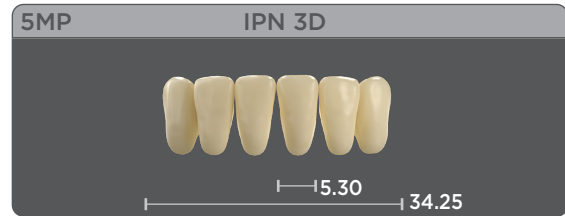
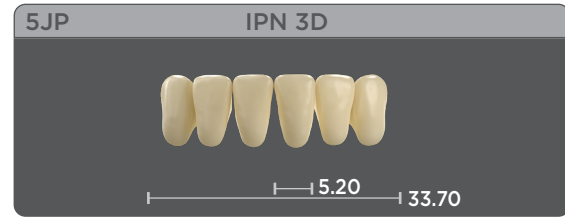
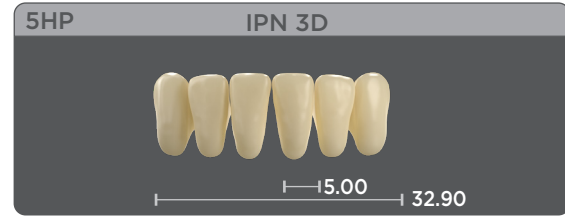
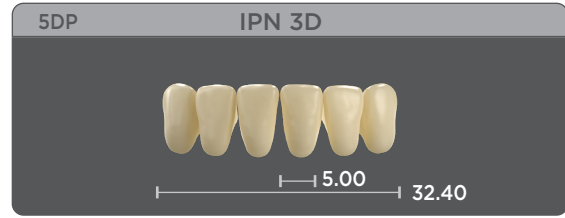
- Pre-configured and pre-occluded libraries for quick design
- Libraries include combinations for both balanced and lingualized set-ups
- Designed for precision mounting
- Unique position locator system enables plug-n-play assembly
- Simplified process for efficiency and reliability
- Permits new and experienced technicians to set-up with accuracy
- Designs inspired by traditional Portrait® IPN® denture teeth
- Packaged in innovative and time-saving “wax-free” cards
- 14 anterior and 12 posterior moulds



**IPN 3D Anterior Uppers
Portrait Inspired**



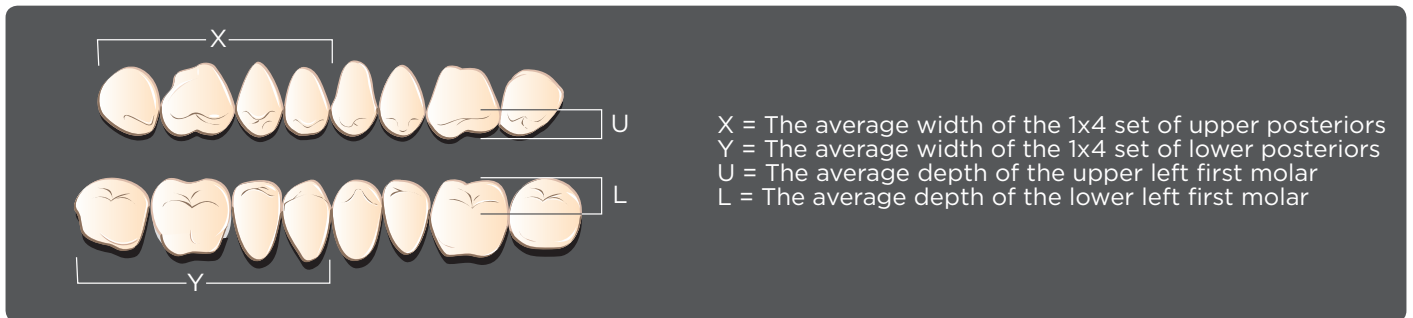
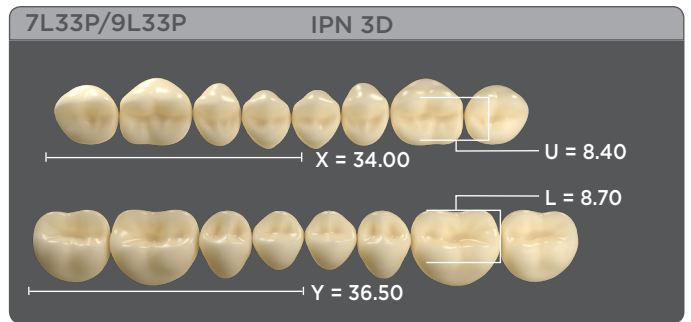
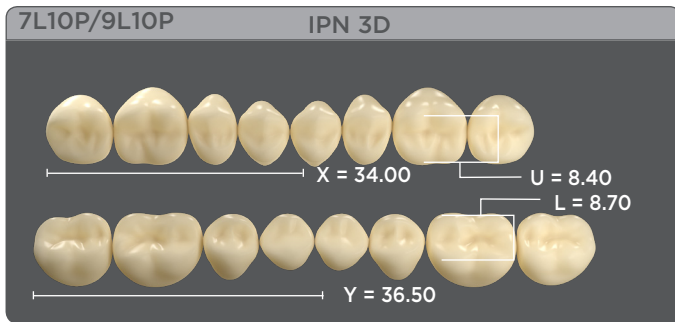
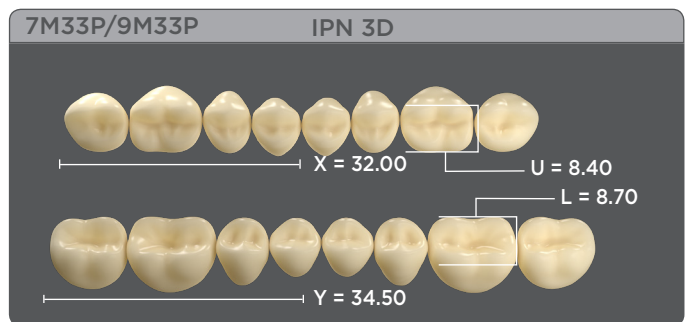
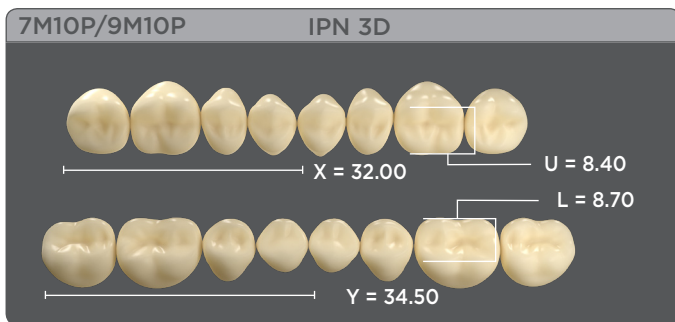
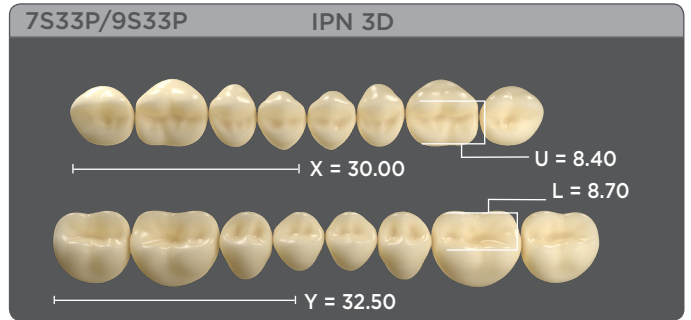
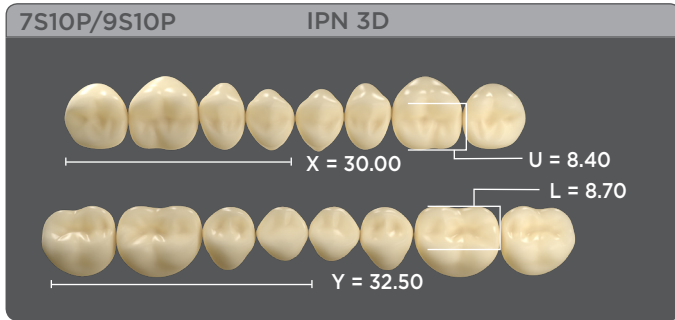
**IPN 3D Anterior Lower
Portrait Inspired**



All dimensions in mm.


IPN 3D 10° Posterior Teeth
Portrait Inspired

IPN 3D 33° Posterior Teeth
Portrait Inspired



All dimensions in mm.

ISO 22112:2017



Give Your Lab a Competitive Advantage

The Lucitone Digital Print Denture™ System provides an easy-to-operate, cost-effective way for any lab with a validated printer to scale up production and drive profitability, without sacrificing the material standards established with traditional products.

High Impact Material

Lucitone Digital Print™ 3D Denture Base exceeds ISO requirements for materials with improved impact resistance.

The printed material resists breakage due to its unique formula delivering high-impact resistance and flexural strength.

A confidence builder for patients, clinicians and labs.

Body Activated Material

Lucitone Digital Print 3D Denture Base features smart polymer technology that permits the finished denture to immediately respond to body temperature (while being worn) to have amplified material properties resisting breakage and preventing the worsening of any existing cracks or fractures.

Tooth Material

Economy and premium dentures are distinguished by the durability and esthetics of the denture tooth materials, as well as the details your lab adds to the denture.

Lucitone Digital IPN™ 3D Premium Tooth provides premium esthetics and wear resistance properties developed from decades of denture teeth manufacturing expertise.



Dentsply Sirona | 800-243-1942 | dentsplysirona.com

© 2022 Dentsply Sirona Inc. All rights reserved. DP-0000544 Rev. 09/23
Carbon is a registered trademark of Carbon, Inc.
Asiga, Asiga MAX, and Asiga PRO 4K are trademarks of Asiga.

